


2013 Mitsubishi ASX 2WD 2.0P CVT LS




Purchase Price **\$13,990**
Includes GST, Registration & Licensing

Indicative repayments
\$98.65 per week*
Based on a 36 month term & 20% deposit.
Total repayments (156) = **\$18,186.96**



Gain peace of mind with Mechanical Breakdown Insurance. **Ask us how.**



Top features

- » # All our vehicles are...
- » 2 Wheel drive
- » 4 Wheel disc brakes
- » 5 door hatch
- » 60/40 split fold down...
- » A total of 9 SRS inter...
- » ABS Braking
- » Air Conditioning
- » Automatic with tiptron...
- » Bluetooth Handsfree Ca...
- » Cruise control
- » Cup Holders
- » Drivers knee SRS airba...
- » Dual front, side and c...
- » Easy interior access
- » Electric Mirrors (Retr...
- » Electric windows
- » Electronic Stability C...

Body Style
5 door, Wagon

Odometer
93,305 km

Engine
1998 cc, Internal Combustion


Fuel Type
Petrol

Transmission
Automatic, Front Wheel

Wheels
16", Factory Alloys

VIN
JMFXTGA2WDZ005626

Interior
Charcoal/Black, Fabric

Safety

Based on 2025 UCSR rating for 10-16 models

Reg No.
GYL158

Ext Colour
Red

History
NZ New, 1 owner

Seats
5 seats, Fabric

CO2 Emissions
★ ★ ★ ★ ☆ ☆ ☆
212 grams/km


Energy Economy
★ ★ ☆ ☆ ☆ ☆ ☆
Annual fuel cost of \$3,450
8.8L per 100km

Cost per year is an estimate based on petrol price of \$2.80 per litre and an average distance of 14000 km. Emissions and Energy Economy figures standardised to 3P WLTP.

Stock ID: 4191



Evolution Motors | Phone 06 834 2011 | Email evolutionmotors@xtra.co.nz
12 Kennedy Road, Napier, New Zealand
www.evolutionmotors.co.nz



* Evolution Motors is not a lender nor a financial adviser. Any amounts displayed should not be seen as an offer of finance or taken as financial advice. The interest rate, fees and loan term used in this calculation may not actually represent those available from lenders. Actual interest rates, fees and loan terms will vary per lender and are typically based on an assessment of your credit risk and responsible lending criteria. Any repayment amounts displayed are indicative only and have been calculated using several other indicative inputs. The interest rate used in this calculation is an arbitrary 12.95%, however exact interest rates vary per lender. The term of the loan used in this calculation is 36 month. Exact terms available vary per lender although options typically include 6, 12, 18, 24, 36, 48 and 60 months. This calculation also includes two typical mandatory fees charged by lenders. These are an account admin fee of \$8.50 per week (other payment frequencies may be available) and a one-off establishment fee of \$410.00. Typically, this fee can be paid upfront or, as in this calculation, be capitalised over the contract term, ie. included in the loan amount. These fees can vary per lender and other non-mandatory fees and charges may also apply. The total amount of repayments has been calculated by multiplying 156 weekly repayments (based on a 36 month term) by the weekly repayment amount of \$98.65 which equals \$18,186.96. This calculator does not consider any of your own personal circumstances and we strongly suggest you seek budgeting advice prior to committing to any loan contract. Responsible lending criteria and lender terms and conditions will likely apply to any finalised loan contract. Proof of security and/or vehicle insurance may also be required before proceeding.